



LEAN

CITY SCHOOL DISTRICT

"Home, School and Community Educating for Life"

2010-11
Budget Details
on pages 1-4

April-May 2010

Volume 6, Issue 5

Responsive to continuing economic challenges,

Board holds tax levy increase at 2.44%

By Dr. Colleen Taggerty, Superintendent

As a center of excellence, the educational focus of the Olean City School District is preparing students for their future and ours. We offer rigorous curriculum, hold high standards for all students and staff, and provide a wide variety of classes to meet the varied interest of the learners. Maintaining these virtues while preserving programs was, and will continue to be, the major focus during budget development.

For the 2010-11 school year, the Board of Education set the goal of less than a 3% increase in the tax levy. Given the parameters set by the Board of Education, the reduction in State Aid, and the knowledge that the stimulus money is not being renewed; the budget development process became one of creating a budget that balanced program offerings and securing staffing to ensure the District's ability to maintain quality programming for our learners. The areas of reduction were chosen by closely examining class size; mandated versus non mandated programs; grant supported programs versus locally funded programs; and reductions through attrition due to retirements.

We reached the goal put forth to us by the Board of Education of under 3% increase to the tax levy; we are at 2.44%. In doing so we are forced to reduce staff while also reducing some areas of programming. The 2010-11 budget reflects a reduction of 12 professional staff as follows: Physical Education, Counseling, Library, Music, Elementary Classroom Teachers along with Middle School and High School Teachers, (Foreign Language, Social Studies, English, Business) and the position of Director of Curriculum. Other reductions made were in the areas of BOCES services, Modified Sports, Co-curricular activities, materials, supplies, equipment, utilities, field trips, conferences, and other contractual expenses.

The 2010-11 budget was developed with the 2011-12 school year in mind. We are being warned that the worst is yet to come. Even with reductions this year, the impact of less State Aid on



the budget for next year will be more challenging. The economic situation across the Nation is bleak and we must be responsive to the realities of our situation both nationally and locally.

I want to extend my sincere appreciation to our students, our parents, the Board of Education and our community members for all of the support and direction that has guided our decision making process.

A special THANK YOU is extended to our outstanding employees who have done everything possible to help reduce daily operating expenses by being more attuned to going "green" and for maintaining a standard of excellence during this very difficult economic downturn. You demonstrate your commitment to the students, to one another and to the community each and every day. It is an honor and a privilege to work along side each and every one of you!

BUDGET HEARING: TUESDAY, MAY 11

7 p.m., Olean Middle School (large group instruction room)

BUDGET VOTE & SCHOOL BOARD ELECTION: TUESDAY, MAY 18

7 a.m. - 9 p.m., Olean Middle School

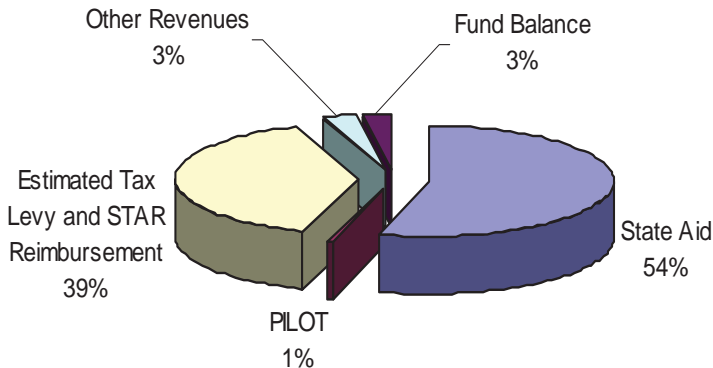
Voting for all qualified residents will take place at Olean Middle School, 401 Wayne St., Music Suite, 1st floor



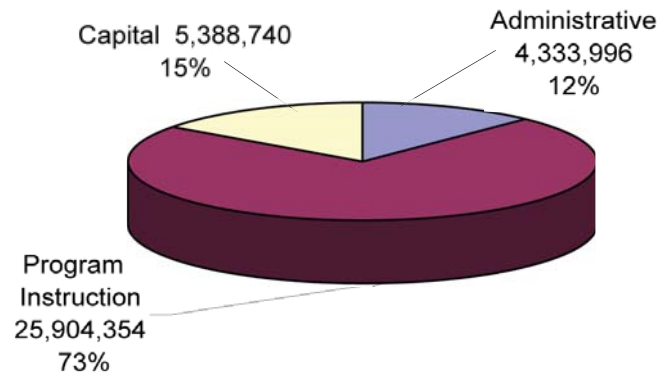
Summary of Revenues & Other Sources of Funding

	2009-2010 Budgeted	2010-2011 Proposed	Inc (Dec) Over Prior Year
State Aid	\$ 21,113,586	\$ 20,243,822	\$ (869,764)
Other Revenue	584,780	1,068,960	484,180
PILOT (Payment in Lieu of Taxes)	247,000	247,000	-
Estimated Tax Levy & STAR Reimbursement	12,238,596	12,537,219	298,623
Total Revenue	\$ 34,183,962	\$ 34,097,001	\$ (86,961)
Interfund Transfer of Debt Service			-
Appropriated Capital Fund		534,090	534,090
Appropriated Unemployment Reserves	196,000	246,000	50,000
Appropriated Fund Balance	750,000	750,000	-
Total Revenue and Other Sources	\$ 35,129,962	\$ 35,627,091	\$ 497,129

2010-2011 Sources of Education Funding



2010-2011 Uses of Education Funding



Federal, State & Special Grants School Year 2009-2010

The following program dollars are used to support and enhance the local educational programs offered to all students of the Olean City School District.

Title I	\$ 666,238
Sec. 611 Special Education	\$ 580,889
Universal Pre-K	\$ 455,410
Reading First	\$ 105,386
Even Start	\$ 236,043
Title IIA	\$ 224,275
Extended School Day	\$ 81,835
Placement Prevention	\$ 52,553
Sec. 619 Special Education	\$ 44,097
Adult Education/WEP	\$ 45,339
Liberty Partnership	\$ 25,790
Employment Preparation Ed.	\$ 45,339
VATEA	\$ 19,000
Drug-Free Schools	\$ 12,204
Title IID, Technology	\$ 10,390
Title VIB	\$ 56,364
Early Reading First	\$ 935,338
ARRA Title I	\$ 197,638
ARRA Section 619	\$ 14,735
ARRA Section 611	\$ 319,452

Total Grants **\$4,128,315**

ESTIMATE OF 2010-2011 SCHOOL TAX INCREASE FOR PRIMARY RESIDENTIAL PROPERTY

	Tax Bill Last Year	Tax Bill This Year	Increase
Assessed Value of Property \$30,000			
With Basic STAR	\$0	\$0	\$0
With Enhanced STAR	\$0	\$0	\$0
Assessed Value of Property \$50,000			
With Basic STAR	\$422	\$432	\$10
With Enhanced STAR	\$0	\$0	\$0
Assessed Value of Property \$70,000			
With Basic STAR	\$843	\$864	\$21
With Enhanced STAR	\$422	\$432	\$10
Assessed Value of Property \$100,000			
With Basic STAR	\$1,475	\$1,512	\$36
With Enhanced STAR	\$1,054	\$1,080	\$26

** Estimated tax increases are based on 2009 equalization rates and assessed values for the City of Olean. Final values will be calculated when the Board of Education adopts the tax warrant in August 2010.

Percentage Increase in the Tax Levy over Prior Year Is 2.44%.



2010-2011 Proposed Budget

	Budget Components			2010-2011 Total	2009-2010 Total	Inc (Dec) \$
	Administrative	Capital	Instructional			
General Support						
Board of Education	25,800			25,800	36,800	(11,000)
Central Administration	194,783			194,783	190,332	4,451
Finance	301,214			301,214	344,622	(43,408)
Legal/Personnel/Public Info	245,290			245,290	291,863	(46,573)
Operations & Maintenance		2,634,921		2,634,921	2,979,293	(344,372)
Central Storeroom and Printing	51,351			51,351	56,698	(5,347)
Insurance/Refunds/Dues/Unclassified	182,233			182,233	207,232	(24,999)
BOCES Central Data/Admin/Capital	1,138,975			1,138,975	1,161,798	(22,823)
TOTAL GENERAL SUPPORT	2,139,645	2,634,921	-	4,774,567	5,268,638	(494,071)
Instructional Support						
Curriculum/Supervision/Inservice	1,465,962			1,465,962	1,516,751	(50,789)
Instruction - Regular School			11,328,693	11,328,693	11,356,262	(27,569)
Instruction - Special Needs, Summer, Occ Ed			6,188,607	6,188,607	5,789,921	398,686
Instruction - Media/Technology			858,897	858,897	1,063,516	(204,619)
Guidance/Health/Psychological			889,360	889,360	881,684	7,676
Co-Curricular/Interscholastic Activities			335,559	335,559	363,628	(28,069)
TOTAL INSTRUCTIONAL SUPPORT	1,465,962	-	19,601,116	21,067,078	20,971,762	95,316
Student Transportation						
District Transportation			49,614	49,614	106,326	(56,712)
Contract Transportation			852,443	852,443	806,851	45,592
TOTAL STUDENT TRANSPORTATION	-	-	902,057	902,057	913,177	(11,120)
Employee Benefits						
TRS & NYS ERS/Retirement	146,634	95,672	1,063,830	1,306,137	1,240,432	65,705
Social Security	138,813	83,832	1,034,939	1,257,584	1,362,452	(104,868)
Worker's Compensation	13,507	8,157	100,700	122,363	122,363	-
Unemployment Insurance	40,399	24,398	301,203	366,000	216,000	150,000
Health Benefits/Other	389,036	234,945	2,900,509	3,524,490	3,392,924	131,566
TOTAL EMPLOYEE BENEFITS	728,389	447,004	5,401,181	6,576,574	6,334,171	242,403
Debt Service						
Serial Bonds - Building		1,405,669		1,405,669	1,401,068	4,601
Bond Anticipation Note - Capital Project		675,000		675,000	15,000	660,000
Revenue Anticipation Note - Capital Project		50,000		50,000	50,000	-
Electrical Performance Contract		81,146		81,146	81,147	(1)
TOTAL DEBT SERVICE	-	2,211,815	-	2,211,815	1,547,215	664,600
Interfund Transfers						
Transfer to Special Aid		65,000		65,000	65,000	-
Transfer to Cafeteria		30,000		30,000	30,000	-
TOTAL INTERFUND TRANSFERS	-	95,000	-	95,000	95,000	-
TOTAL PROPOSED BUDGET	4,333,996	5,388,740	25,904,355	35,627,091	35,129,963	497,128

Explanation of Three Part Budget Presentation

- Chapter 436 of the Laws of 1997 require public school boards of education to present the proposed budget in three parts. As a result, this presentation is organized around the following components; administrative, capital, and program:

Administrative Component: Includes expenses associated with the operation of the school board, superintendent's office, and business office. Includes salaries and benefits for all certified administrators and supervisors who spend a major-

ity of their time performing administrative duties, consulting costs not directly related to instructional programs, and all other activities that are administrative in nature.

Capital Component: Includes debt service for all facilities financed by bonds and notes of the district, lease expenditures, costs resulting from judgments in tax certiorari proceedings, awards from court judgments, administrative orders and settled claims, cost of construction, acquisition, reconstruction, rehabilitation, and improvements of school buildings,

all expenses associated with custodial and maintenance salaries and benefits, service contracts, supplies, utilities, maintenance, and repair of school facilities.

Program Component: Includes salaries/benefits of teachers and any school administrator or supervisor who spend a majority of their time performing teaching duties, and all transportation operating expenses.

The New York State School Report Card

Fiscal Accountability Supplement for Olean City School District

New York State Education Law and the Commissioner's Regulations require the attachment of the NYS School Report Card to the public school district budget proposal. The regulations require that certain expenditure ratios for general education and special education students be reported and compared with ratios for similar districts and all public schools in New York State. The required ratios for this district are reported below.

2007-2008 School Year		General Education	Special Education
This School District	Instructional Expenditures	\$19,808,926	\$6,756,823
	Pupils	2,291	371
	Instructional Expenditures Per Pupil	\$8,646	\$18,212
Similar District Group	Instructional Expenditures	\$2,168,475,498	\$837,624,813
	Pupils	208,909	33,032
	Instructional Expenditures Per Pupil	\$10,380	\$25,358
All Public Schools	Instructional Expenditures	\$27,938,976,618	\$10,038,982,860
	Pupils	2,723,955	410,099
	Instructional Expenditures Per Pupil	\$10,257	\$24,479
Similar District Group Description: High Need/Resource Capacity Urban or Suburban			

Instructional Expenditures for General Education are K-12 expenditures for classroom instruction (excluding Special Education) plus a proration of building level administrative and instructional support expenditures. These expenditures include amounts for instruction of students with disabilities in a general education setting. District expenditures, such as transportation, debt service, and district-wide administration, are not included.

The pupil count for General Education is K-12 average daily membership plus K-12 pupils for whom the district pays tuition to another school district. This number represents all pupils, including those classified as having disabilities and those not classified, excluding only students with disabilities placed out of district. For districts in which a county jail is located, this number includes incarcerated youth to whom the district must provide an education program.

Instructional Expenditures for Special Education are K-12 expenditures for students with disabilities (including summer special education expenditures) plus a proration of building-level administrative and instructional support expenditures. District expenditures, such as transportation, debt service, and district-wide administration, are not included.

The pupil count for Special Education is a count of K-12 students with disabilities as of December 1, 2007 plus students for whom the district receives tuition from another district plus students for whom the district pays tuition to another district. Students attending the State schools at Rome and Batavia, private placements, and out-of-state placements are included.

Instructional Expenditures Per Pupil is the simple arithmetic ratio of Instructional Expenditures to Pupils. The total cost of instruction for students with disabilities may include both general and special education expenditures. Special education services provided in the general education classroom may benefit students not classified as having disabilities.



OMS wins breast cancer challenge

What is the result when OMS students unite with their classmates, across grade levels, in order to compete against rival Allegany-Limestone Central middle schoolers in a fund-raising effort for breast cancer? A large amount of money being contributed to help those who have suffered the trials and tribulations of breast cancer.

The “VIVA for LIFE Breast Cancer Challenge” was the idea of Lynn Anzivine, aunt of OMS students Olivia and Chance Anzivine, and mother of two ALCS middle school students. Russell Hurlburt, a former Olean hairstylist, moved to Orchard Park, and began styling breast cancer survivors’ hair. It affected him tremendously; so much, in fact, that he wanted to do more for his clients. Mrs. Anzivine is a friend of Russell’s and when contacted, she was more than happy to participate.

With the help of OMS teacher Katie Ralston and Vice-Principal Mr. Welty, the Student Activity Council hung signs to inform students about the friendly competition, made daily announcements, placed a large money jar in the cafeteria, and generated enthusiasm throughout the building.

According to eighth grader Zoe Mahler, “Students were encour-



Helping fight breast cancer: (front. l-r) Geoffrey Broadbent, Catee Anastasia, Eliza Wetherby; (2nd row, l-r) Kristin Brown, Diana McElfresh, Zoe Mahler; (3rd row, l-r) Collin Young, Olivia Anzivine, Lizzie Warren; (back, l-r) OMS 6th grade teacher Katie Ralston, and Vice-Principal Larry Welty.

aged to wear pink on Fridays throughout the month of March, and make a contribution to the VIVA for LIFE breast cancer awareness fund.”

Geoffrey Broadbent, OMS seventh grader said, “I like that our event supports Roswell Park since Roswell helps with all kinds of cancers, and the money that we raise is going to a good cause.”

Eighth grader Collin Young felt a special connection to the breast cancer event: “My aunt was diagnosed with cancer a few years ago, and it was very serious. It was sad for our entire family. When I found out about this event, I wanted to help contribute

and get more information out to the students. It’s a good feeling to be able to help,” he stated.

Eighth grader Eliza Wetherby also knows someone first-hand who has battled breast cancer: the mother of her brother’s friend who has battled cancer and is a survivor! “It is a good feeling knowing we are helping people fight cancer,” she said.

March 31st was the last day for the contest. Olean Middle School students collected \$269.49, and Allegany-Limestone Middle School students collected \$131.20. During the week before spring break, OMS students were treated to ice cream for their efforts!

District awarded ‘Dollars & Sense’ grant from H&R Block

Olean City Schools has been selected to receive a curriculum grant from H&R Block Dollars & Sense.

H&R Block believes the first step to a more financially stable future begins with educating today’s teens and helping them to be prepared for the real world with an understanding of personal finance.

“We appreciate your enthusiasm for teaching your students these valuable personal finance lessons and are confident this curriculum will help meet an important need,” stated the grant notification letter.

In addition to utilizing the provided



curriculum, H&R Block hopes students will participate in the H&R Block Dollars & Sense National Challenge next fall. The

National Challenge provides an opportunity for students to demonstrate personal finance skills and compete for \$50,000 in college scholarships.

The curriculum package, includes Virtual Business® – Personal Finance software from Knowledge Matters. The simulation-based educational software offers students realistic situations and challenges around 18 financial topics.

H&R Block congratulated the Olean City School District and thanked them for teaching students the essentials of personal finance.

Employee Wellness Night a big success

On March 16 a Wellness Night was held for all employees of the Olean City School District. Over 75 teachers and staff members participated in this event sponsored by the District's Health and Wellness Committee. Some of the activities included pilates, fitness walking, weight lifting, blood pressure screening and volleyball. Special thanks goes to Barry Broughton from the Enchanted Mountain Martial Arts Academy for conducting a self defense workshop and Jen Krohnert for massage therapy.



Staff recognized for achieving tenure

Laurie Branch, president of the Olean City School District Board of Education, presents tenure certificates to Michelle Cortez (*left photo*), elementary teacher at Washington West, and Kristin Gustason (*right photo*), Speech Therapist at East View.



Samuelson honored with Michael Parks Award

John Samuelson, a senior on the Boys' Varsity Basketball team, was selected as the recipient of the 2009-10 "Michael Parks - Team Player Award." This award is given annually to a member of the Varsity Boys' Basketball Team and presented in memory of Michael Parks, a 1996 graduate of OHS and former varsity basketball player who lost his life to non-hodgkins lymphoma. Michael's sister Michelle (Parks) Robinson presented the award to John at the OHS Sports Booster Club Winter Season Banquet.

Pictured with John are (l-r) Parks' family friend Chris Keenan, and Michael's sisters Michelle (Parks) Robinson and Brianna Parks.



East View: 5th Graders from East View recently took part in a simulated space mission at the Challenger Learning Center. The students had a great time and at the same time, learned a lot about what it is like to be a scientist, engineer, or researcher working for NASA. In addition to the space mission, the students toured the Quick Arts Center and worked on a tile mosaic. Special thanks to Wal-Mart, Evelyn Sabina from the Quick Arts Center, Phyllis Marcus, and Tom Moser from the Challenger Center for helping to make this great experience possible for our children.



Boardmanville: Pictured are the Boardmanville classroom winners of the 2010 Olean Public Library Bookmark Contest. Great work!

Elementary School News

Washington West: 5th and 4th grades participated in Junkanoo USA. Three Bahamian educators, Mrs. Wildgoose, Mrs. Moss, and Ms. Pratt visited both Washington West and Ivers J. Norton Elementary Schools to teach students about the Bahamas and Junkanoo. We experienced part of the Bahamian culture by having our own Junkanoo Rush at St. Bonaventure University (*right photo*). Both schools created costumes and dances to show off during Rush. We had a great time!



Ivers J. Norton: St. Patrick's Day was a lucky day for the staff and students of Ivers J. Norton Elementary School! McDonald's Corporation sponsored IJN in a fund raiser event that was out of this world! For three hours IJN staff members worked along side the McDonald's employees making hamburgers, french fries, shamrock shakes, and apple pies. They worked at the cash register, drive through window, beverage station, and the dining area. A percentage of all the sales during those hours was given to the school. A special thanks to our families who came and supported this event! Many thanks to the gracious staff of McDonald's who showed us the ropes. The staff of IJN also thanks the management team that made this event possible: Regional Supervisor Denise Burnett, Store Manager Bill Lewis, and Director of Marketing Kirby Moynihan!



OLEAN CITY SCHOOL DISTRICT

410 W. Sullivan St.

Olean, NY 14760

ADDRESS SERVICE REQUESTED

www.oleanschools.org

ADMINISTRATION

Colleen Taggerty, Superintendent of Schools

Kathy Elser, Business Administrator

Barbara Lias, High School Principal

Jeffrey Andreano, Assistant High School Principal

Gerald Trietley, Middle School Principal

Lawrence Welty, Assistant Middle School Principal

John White, Boardmanville Elementary Principal

David Olson, East View Elementary Principal

Linda Nottingham, Ivers J. Norton Elementary Principal

Joel Whitcher, Washington West Elementary Principal

Lynn Corder, Director of Personnel/Reading First Coordinator

Judith Creeden, Director of Curriculum (K-5) & Testing, & C.I.O

Marcella Richmond, Director of Special Education

Csobanka Woodworth, Technology Administrator

Jen Mahar, District Coordinator of State & Federal Aid Programs

BOARD OF EDUCATION

Laurie A. Branch, President

John Bartimole, Vice President

Gordon E. Cross

Eric M. Garvin

Daniel P. Harris

Ira Katzenstein

Michael Martello

Michiko H. McElfresh

James E. Padlo

NON PROFIT
ORGANIZATION

U.S. POSTAGE PAID

Permit No. 73
Olean, NY 14760


**POSTAL PATRON LOCAL
OR CURRENT RESIDENT**

Jump Rope for Heart raises over \$5,000

On March 23rd, the Olean City School District Physical Education Department held its 20th Annual "JUMP ROPE FOR HEART" event to benefit the American Heart Association. This activity, involving about 150 students in grades 4 and 5, took place in the OHS gymnasium. Teams of students jumped for 90 minutes at 2-minute intervals. Students obtained donations from sponsors in return for their team participating in this event.

The top fundraisers from each elementary school were: Jared Turek, Boardmanville, \$133; Jaret Prizel, Ivers J. Norton, \$189; Jason Gabler, East View, \$200; and Sierra Hendrickson, Washington West, \$245. All proceeds from the event, sponsored by the New York State Association for Health, Physical Education, Recreation and Dance (NYS AHPERD), benefit the life-saving research and education programs of the American Heart Association.

The total raised for this year was \$5,815.33. To date, this annual physical education department event has raised more than \$90,000 for the American Heart Association.



Pictured with Robyn Swan from the American Heart Association are winners (l-r) Jared Turek, Jaret Prizel and Jason Gabler. Missing: Sierra Hendrickson.

OLEAN CITY SCHOOL DISTRICT

Mission ...

"Home, School and Community
Educating for Life"

Values ...

- Excellence
- Honesty/Integrity
- Learning
- Mutual Respect
- Resourcefulness
- Responsibility & Accountability
- Sensitivity to Diverse Needs
- Teamwork

Strategic Themes ...

- Curriculum and Instruction
- Facilities & Learning Environment
- Finance/Resource Management
- Building Relationships