



Olean City School District

2007-2008 BUDGET BULLETIN

Budget
vote & election
is May 15!

2007-08 Budget ...

An Investment in the future!

By Mark J. Ward,
Superintendent

The Board of Education has adopted a spending plan for the Olean City School District that carries an estimated 6.6% increase in the tax levy over last year. The overall budget is up only 3.02% over the present budget which is below the consumer priced index (3.2%).

Given the financial troubles that the City of Olean is facing, the Board and administration have worked diligently to keep the tax increase to a minimum while not compromising the quality of the District's educational programs. Budget development is always a difficult process because our school relies so heavily on state aid (58% of the District's budget revenue). Balancing program needs with the financial realities of our community is an ongoing task that needs constant monitoring.


The good news this year is that the District will be receiving \$604,653 of additional state aid. A portion of this revenue (\$107,000) has to be allocated toward Olean's share of the \$10,000,000 BOCES capital project. The District is also showing an additional \$138,000 in Universal Pre-K aide which can only be used to support the UPK Program and is not accounted for in the District's general operating budget. In the final analysis, the District will actually receive about \$364,869 in new money toward our general operating expenses.

We do want to thank Catherine Young, our State Senator and members of the Senate who lobbied successfully to keep Public Excess Cost Aid out of the Foundation Aid Formula. This provides us aid based on our local cost (rather than a fixed number that was proposed) for special education expenditures which we are reimbursed for the year after the expenditure.

There still remains a disparity between how New York State Public Schools are funded due to the political power base that downstate representatives maintain. Wealthier Districts continue to receive a larger portion of the state aid even though their property tax bases continue to grow (as opposed to Olean's that has decreased over 20% in the past 20 years). A fair and equitable formula is still only a dream as far as Southern Tier New York schools are concerned.

Programs and funding that the budget will maintain:

- Reading First Program: The District received a little more than \$1 million to implement this program in grades



K-3 and the early results have been nothing short of amazing! The growth in fundamental reading skills that we are experiencing at these grade levels is beyond our expectations. In the final analysis we have found a program that works.

The program has given our District a new reading series, computers in every classroom, a Reading Coach at every elementary building, scripted program that provides uniform instruction, effective interventions designed to meet the instructional needs of the students, centered-based learning, constant evaluation and assessment of student learning. The program has required extensive staff development for teachers and their belief in and commitment to the program has been the key to the success our students are enjoying.

We are pleased to say that the program will continued to be funded at a similar level (at \$1 million) a year for two more years. At the end of that time we will be eligible to apply for an extension. During the 2007-08 we plan to add two additional Reading teachers so that we can concentrate more on grades K-3. The program is designed to get all students reading on grade level by the end of third grade.

(continued on page 2)

An Investment in the future, *continued from page 1*

In my 32 years in the education business I believe this program is the most significant initiative to improve education that I have seen. Making sure that all students can read at the end of third grade is truly the key to all learning.

- Small class sizes ... present average of 17.8 students per teacher in K-3
- \$20,000 for music instruments
- All athletic teams and programs
- Provide all required Academic Intervention Services (AIS)
- Middle School and High School Summer School Programs
- Maintain present level of funding for field trips
- Maintain all academic programs across the District
- North Hill savings (@ \$210,000) will continue to be used to support:
 - o District before and after school programming at all elementary schools and City sponsored after-school program at St. John's
 - o Reading First Coach at Boardmanville
 - o Reading First materials at Boardmanville
 - o Full-time counselors in all elementary schools
 - o Daily nursing services in all schools
 - o Staffing teacher aides in all elementary computer labs

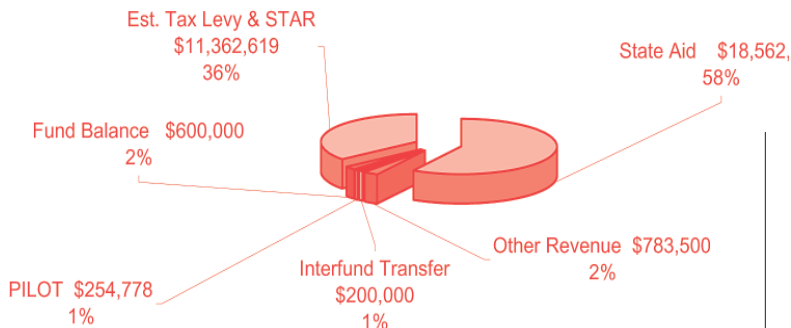
Highlights of new budget:

- One additional K-3 teacher

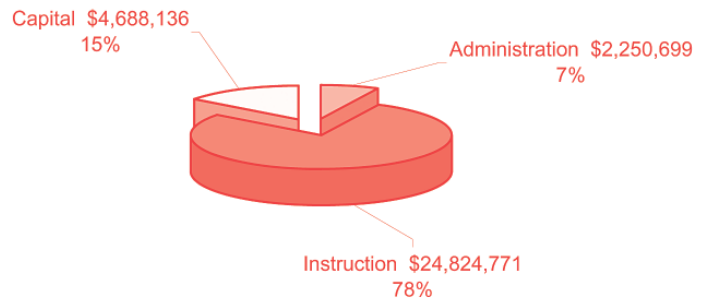
- One additional elementary physical education teacher
- Create a new position "Autism Services Specialist" as we move to develop a fully District operated integrated educational program for all autistic children
- Create a new position "Director of Personnel/Reading First Coordinator" and establish a Human Resource Department for the District (no additional cost for the position)
- .6 Technology position (computer repair and installation)
- Projected increases in transportation due to requirement to re-bid
- Return of the "Summer STAR Program" for District students
- Expansion of Project Lead the Way (Engineering Program with RIT)
- Increased cost for Special Education services
- Resources needed to prepare a Capital Project for voter approval

Providing effective programs and educational opportunities for our students that are fiscally responsible is a challenge for every community but it is also an investment. The Board of Education believes that we have developed a responsible budget that provides for the needs of our students while respecting the financial limitations of our community. The investment in the future of our children through education is the most important gift any community can provide.

2007-2008 Revenues and Other Sources of Education Funding



2007-2008 Uses of Education Funding



Summary of Revenues & Other Sources of Funding

	2006-2007 Budgeted	2007-2008 Proposed	Inc (Dec) Over Prior Year
State Aid	\$ 18,197,840	\$ 18,562,709	\$ 364,869
Other Revenue	848,750	783,500	(65,250)
PILOT (Payments in Lieu of Taxes)	249,898	254,778	4,880
Estimated Tax Levy & STAR Reimbursement	10,658,379	11,362,619	704,240
TOTAL REVENUE	\$ 29,954,867	\$ 30,963,606	\$ 1,008,739
Interfund Transfer of Debt Service	249,000	200,000	(49,000)
Appropriated Fund Balance	628,000	600,000	(28,000)
TOTAL REVENUE & OTHER SOURCES	\$ 30,831,867	\$ 31,763,606	\$ 931,739

2007-2008 PROPOSED BUDGET

	Budget Components			2007-2008 Total	2006-2007 Total	Inc (Dec) \$
	Administrative	Capital	Instructional			
GENERAL SUPPORT						
Board of Education	33,200	-	-	33,200	36,900	(3,700)
Central Administration	201,300	-	-	201,300	215,523	(14,223)
Finance	313,354	-	-	313,354	303,095	10,259
Legal/Personnel/Public Info	236,273	-	-	236,273	227,269	9,004
Buildings & Grounds	-	2,833,406	-	2,833,406	2,764,318	69,088
Central Storeroom and Printing	46,578	-	-	46,578	53,850	(7,272)
Insurance/Refunds/Dues/Unclassified	198,859	-	-	198,859	214,500	(15,641)
BOCES Central Data/Admin/Capital	1,067,456	-	-	1,067,456	1,036,008	31,448
TOTAL GENERAL SUPPORT	2,097,020	2,833,406	-	4,930,426	4,851,463	78,963
INSTRUCTIONAL SUPPORT						
Curriculum/Supervision/Inservice	-	-	1,281,047	1,281,047	1,296,364	(15,317)
Instructional Program-Teaching	-	-	15,913,270	15,913,270	14,582,650	1,330,620
Instructional Program - Media/Tech	-	-	608,378	608,378	828,065	(219,687)
Guidance/Health/Psychological	-	-	724,208	724,208	952,056	(227,848)
Co-Curricular/Interscholastic Activities	-	-	389,594	389,594	372,175	17,419
TOTAL INSTRUCTIONAL SUPPORT	-	-	18,916,497	18,916,497	18,031,310	885,187
STUDENT TRANSPORTATION						
District Transportation	-	-	53,906	53,906	50,760	3,146
Contract Transportation	-	-	675,203	675,203	612,800	62,403
TOTAL STUDENT TRANSPORTATION	-	-	729,109	729,109	663,560	65,549
EMPLOYEE BENEFITS						
TRS & NYS ERS/Retirement	39,830	94,035	1,379,635	1,513,500	1,386,316	127,184
Social Security	36,012	87,514	1,165,474	1,289,000	1,169,569	119,431
Worker's Compensation	2,849	6,924	92,212	101,985	126,764	(24,779)
Unemployment Insurance	-	-	20,000	20,000	10,000	10,000
Health Benefits	74,988	182,228	2,426,844	2,684,060	3,044,737	(360,677)
TOTAL EMPLOYEE BENEFITS	153,679	370,701	5,084,165	5,608,545	5,737,386	(128,841)
DEBT SERVICE						
Serial Bonds - Building	-	1,402,882	-	1,402,882	1,402,002	880
Electrical Performance Contract	-	81,147	-	81,147	81,146	1
TOTAL DEBT SERVICE	-	1,484,029	-	1,484,029	1,483,148	881
INTERFUND TRANSFERS						
Transfer to Special Aid	-	-	65,000	65,000	65,000	-
Transfer to Cafeteria	-	-	30,000	30,000	-	30,000
TOTAL INTERFUND TRANSFERS	-	-	95,000	95,000	65,000	30,000
TOTAL PROPOSED BUDGET	2,250,699	4,688,136	24,824,771	31,763,606	30,831,867	931,739

PERCENTAGE INCREASE IN BUDGET OVER PRIOR YEAR IS 3.02%

Explanation of Three Part Budget Presentation

Chapter 436 of the Laws of 1997 require public school boards of education to present the proposed budget in three parts. As a result, this presentation is organized around the following components; administrative, capital, and program:

Administrative Component: Includes expenses associated with the operation of the school board, superintendent's office, and business office.

Includes salaries and benefits for all certified administrators and supervisors who spend a majority of their time performing administrative duties, consulting costs not directly related to instructional programs, and all other activities that are administrative in nature.

Capital Component: Includes debt service for all facilities financed by bonds and notes of the district, lease expenditures, costs resulting from judgements in tax certiorari proceedings, awards from court judgements, administrative orders and settled claims, cost of construction, acquisition, reconstruction, rehabilitation, and improvements of school buildings, all expenses associated with custodial and maintenance salaries and benefits, service contracts, supplies, utilities, maintenance, and repair of school facilities.

Program Component: Includes salaries and benefits of teachers and any school administrator or supervisor who spend a majority of their time performing teaching duties, and all transportation operating expenses.

Federal, State & Special Grants

School Year 2006-2007

The following program dollars are used to support and enhance our local educational programs offered to all students of the Olean City School District.

Reading First	\$1,036,425
Title I	\$ 714,213
Sec. 611 Special Education	\$ 547,116
Universal Pre-K	\$ 323,854
Even Start	\$ 270,000
21 st Century	\$ 215,102
Title II - A	\$ 186,871
Extended School Day	\$ 97,657
Youth Bridge	\$ 90,323
Placement Prevention	\$ 74,000
Class Size Reduction	\$ 54,628
Adult Education/WEP	\$ 46,763
Sec. 619 Special Education	\$ 44,858
Family Intervention	\$ 43,513
VATEA	\$ 24,000
Employment Preparation Ed.	\$ 15,479
Drug-Free Schools	\$ 13,968
CPSE Special Education	\$ 11,349
Title IID, Technology	\$ 7,549
Title V, Innovation	\$ 2,689

Total Grants

\$3,820,357



ESTIMATE OF 2007-2008 SCHOOL TAX INCREASE FOR PRIMARY RESIDENTIAL PROPERTY

	Tax Bill Last Year	Tax Bill This Year	Increase
Market Value of Property \$30,000			
Assessed Value of Property \$2,550			
With Enhanced STAR	\$ 0	\$ 0	\$ 0
With Basic STAR	\$ 0	\$ 0	\$ 0
Market Value of Property \$50,000			
Assessed Value of Property \$4,250			
With Enhanced STAR	\$ 0	\$ 0	\$ 0
With Basic STAR	\$ 395	\$ 422	\$27
Market Value of Property \$70,000			
Assessed Value of Property \$5,950			
With Enhanced STAR	\$ 260	\$ 278	\$18
With Basic STAR	\$ 790	\$ 843	\$53
Market Value of Property \$100,000			
Assessed Value of Property \$8,500			
With Enhanced STAR	\$ 853	\$ 911	\$58
With Basic STAR	\$1,382	\$1,476	\$94

** The estimated tax increases are based on 2006 assessed value and equalization rates. Final values and rates will be available in July and August, respectively, when the Board of Education adopts the school tax warrant.

**PERCENTAGE INCREASE IN THE TAX LEVY
OVER PRIOR YEAR IS 6.6%.**



BUDGET HEARING: TUESDAY, MAY 8

7 p.m., Olean Middle School
(Large Group Instruction Room)

ANNUAL BUDGET VOTE & SCHOOL BOARD

ELECTION: TUESDAY, MAY 15

7 a.m. - 9 p.m., Olean Middle School

**** NEW THIS YEAR ****

Voting for all qualified residents will take place
at Olean Middle School, 401 Wayne St., Music Suite, 1st Floor